

MFG

T

MEGMEET

Shenzhen Megmeet Electrical Co., Ltd. (Stock Code: 0085) is a one-stop solution provider for the electrical, electronics and automatic control technology. Company's main business covers six parts: power supply products, industrial automation, new energy vehicle & rail transit, intelligent equipment, smart appliance electronic control and precision connection.

Our company has established a strong platform of R&D, manufacturing, marketing and service with more than 800 R&D personnel and a total of more than 7800 employees. We have established R&D centers in Shenzhen City, Hangzhou City, Xi'an City, Wuhan City, Zhuzhou City, Hangzhou City, Taizhou City and Hengdu City; overseas research institutes in the United States, Germany, and Sweden; manufacturing centers in Zhuzhou City, Dongguan City, Heyuan City, Taizhou City, and Yiwu City; overseas factories in Thailand and India; overseas marketing station in the United States, Japan, Korea, Southeast Asia, India, Germany, Poland, Romania, Turkey, Sweden to provide quality service resources.

control and energy saving.



Contents

Medium PLC

03/07	MX600 Series MC8000 Series* MC6000 Series MC5000 Series
-------	------------------------------------------------------------------

Small PLC

08/ 8	MU400 Series MU300 Series MU200 Series MC700 Series MC280/MC200E Series MC200 Series MC100 Series
-------	---------------------------------------------------------------------------------------------------------------------

Remote I/O Module

9/ 0	MR400 Series MC5000S Series
------	--------------------------------

Temperature Controller

1/ 6	MQT Series MTC/MTCW/MTCV Series MTCE Series MCAS Series MDT Series
------	--------------------------------------------------------------------------------

Cable List

7	Cable List
---	------------

HMI

9/30	MZ800 Series
------	--------------

MX600 series intelligent controller breaks through the 256-axis μ s-level synchronous control, supports EtherCAT, EtherNET / IP, ProfiNet and other bus protocols, and the redundant architecture ensures 99.999 % extreme condition stability. It covers high-precision scenarios such as lithium battery winding, semiconductor, photovoltaic, etc., and synchronously meets the ms-level sequential control requirements of 3C assembly, five-axis machining and high-speed packaging.

Product Feature




- Support 16-axis/250us, 64-axis/500us and 256-axis/2ms sync cycles, and 20us jitter to ensure high-precision control.



/ms s of t EtherN osc



MC8000 series product is a new generation of high-performance and cost-effective medium PLC based on the mOPAX platform of MEGMEET. It is fully compatible with the IEC61131-3 programming specification and supports LD, ST, SFC, CFC, FBD, and IL programming languages; adopts the blade-type module design, and supports multi-core processor. Based on multi-bus protocols such as EtherCAT and Profinet, a multi-axis motion control system is constructed, to meet the high-speed response requirements of intelligent devices.



wi

Product Feature

Strong expansion & networking

- Expand up to 32 modules, support the expansion of digital, analog, CAN, RS485, RS232, etc.
- Full protocol compatibility, support Modbus/EtherCAT/EtherNet IP/Profinet and others.

Precise Multi-axis control

- 1ms/16-axis sync, support 16/32/64-axis EtherCAT control

Ultra-large capacity

- Support 10M program capacity, 20M data capacity, 512KB retention, for complex logic and data processing

Reliably excellent performance

- Four-core A55 processor, communication, logic and algorithm are completely independent.
- 8*200K high-speed input, 8*200K pulse output (single pulse, pulse + direction, AB phase, FWD+REV, etc.)

Flexible & convenient operation

- 12mm machine body, saving space
- PUSH In terminal, easily wiring and replacing without tools



conforms to PLCopen specification and IEC61131-3 standard.

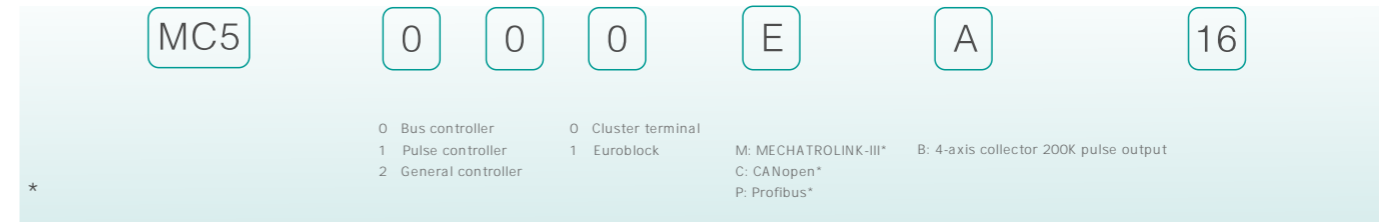
Product feature

- ther T onrol:**
- igh-speed / :** Built-in 200KHz high-speed I/O(8 * DI+8 * DO)
- rogramming language:**
- ich nterface:**
- arge capacity:** 16MB program capacity, 16MB data capacity, 256MB storage capacity, 64KB+4KB retention on power down
- ulti-communication:**

Product feature

- otion control:**
 - Based on pulse output: 2M difference 100K collector, 8PO expansion, control up to 38 pulse axis
- eration speed:** and 100K-step standard program executes no more than 2.2ms
- anguage:**
- ommunication:**
- arge capacity:** 320K-step program capacity, 2M Byte C language, 2M Byte data capacity

Model



Item	6000	600*	600*
Local expansion	6 modules (ax. 0 4 points)		
Program capacity	6		
Data capacity	64+4		
Power-down retention capacity	64+4		
Memory area	rea : 8 , rea : 8 , rea : 4		
Instruction processing speed	Bit instruction processing (V .)	4.9ns	
	Word instruction processing (V .)	60.9ns	
	Integer four-rule operation (V .)	50.7ns	
	Loading number four-rule operation (V .)	50.4ns	
High-speed	Input	4-channel phase/8-channel single phase	
	Output	Y0-Y7 4-channel 00 z	
Communication function	Ethernet	5*sockets odbus T aster/Slave free protocol	
	S485	-channel odbus TU aster/Slave bus free protocol	
	Special function	Support 4 clients to access Support U , T / , U	
Programming language	ST S		
ther T	Supported motion axis	ax. 4	ax.
	Slave station quantity	ax. 3 (including motion axis)	
	in. Synchronization period	ms	
	Typical value of communication cycle	6 axis- ms	axis- ms
otion control	quantity	8	4
	Single axis quantity	6	
	axis group/	axis group	
ardware resource	T card	Supported	
	Type-	Supported	

6000 Ethernet (Slave) Index	
Transmission medium	Ethernet T5 cable
Transmission distance	100m(Station-Station)
Transmission rate	100 bps
Bus interface	* 45
T	Supported; in. eriod: 4ms
T	Not supported
Input data area	440 bytes
Output data area	440 bytes

6000 Ethernet Index	
Slave station quantity	3
Transmission medium	Ethernet T5 cable
Transmission distance	100m(Station-Station)
Transmission rate	100 bps
Bus interface	* 45
ax. Input	504 bytes
ax. Output	504 bytes
ax. quantity of connection	0

Item	5000	5000	5000	5000 64	5000 64	5000 64
Local expansion	6 modules (ax. 0 4 points)					
Program capacity	30 step					
Data capacity	6.4ns					
Operating speed	Bit instruction processing	6.4ns				
	Word instruction processing	5ns				
	Integer four-rule operation (V .)	40ns				
	Loading number four-rule operation (V .)	50ns				
	Adder diagram	ms/ 00 step				
High-speed	Output	-	4-axis (collector)	6-axis(difference)		-
	Input	-	x phase	x5V differential+ x phase		-
Common (Transistor)	6-input, 6-output		4-input, 4-output		6-input, 6-output 4-input, 4-output	
Communication function	Ethernet	8 sockets (odbusT aster/slave free protocol)				
	S485	x(odbus aster/slave bus free protocol)				
Programming language	, S , , language					
ther T	Supported motion axis	-		64(ax.)		
	Bus expansion rack	8 groups				
	in. synchronization time	50us				
	Typical value of communication cycle	ms				
otion control	and interpolation	-	3x / x multi-axis interpolation		Supported	
	Table output	-	0000 steps x			
	File import	-	Supported			
anguage	Standard	Support standard				
	Operation mode	Fixed programming with ladder diagram/ independent -programming				
	Function library	Rich standard function library				
ardware resource	User-defined library	Support to encapsulate function blocks by language(import, export, encryption)				
	S card	Supported				
	US download	Supported				

odel	escription	Speci cation
U odule		
of ain odule		umber of bus control axis
5 00	nput: 6-channel utput: 6-channel transistor	-
5 00	nput: 4-channel 00 pulse 3-channel differential pulse utput: 4-channel transistor, 6× differential pulse channel	-
5 0	nput:8-channel(support 4-channel 00 pulse) utput:8-channel transistor(support 4-channel 00 pulse)	-
5000 8	nput: 6-channel utput: 6-channel transistor	8-axis ther T
5000 6	nput: 6-channel utput: 6-channel transistor	6-axis ther T
5000 3	nput: 6-channel utput: 6-channel transistor	3 -axis ther T
5000 64	nput: 6-channel utput: 6-channel transistor	64-axis ther T
500 8	nput:8-channel(support 4-channel 00 pulse) utput:8-channel transistor(support 4-channel 00 pulse)	8-axis ther T
500 6	nput:8-channel(support 4-channel 00 pulse) utput:8-channel transistor(support 4-channel 00 pulse)	6-axis ther T
500 3	nput:8-channel(support 4-channel 00 pulse) utput:8-channel transistor(support 4-channel 00 pulse)	3 -axis ther T
500 64	nput:8-channel(support 4-channel 00 pulse) utput:8-channel transistor(support 4-channel 00 pulse)	64-axis ther T
5000 8	nput: 4-channel 00 pulse 3-channel differential pulse utput: 4-channel transistor, 6× differential pulse channel	8-axis ther T
5000 6	nput: 4-channel 00 pulse 3-channel differential pulse utput: 4-channel transistor, 6× differential pulse channel	6-axis ther T
5000 3	nput: 4-channel 00 pulse 3-channel differential pulse utput: 4-channel transistor, 6× differential pulse channel	3 -axis ther T
5000 64	nput: 4-channel 00 pulse 3-channel differential pulse utput: 4-channel transistor, 6× differential pulse channel	64-axis ther T

pplicable to 6000/ 5000 basic modules and 5000S remote modules

ower odule		
50 0	nput: 00~ 40Vac, utput: 4V/	power module
xpansion odule		
5000-3 3 T	3 -point 4 V input, 3 -point transistor output	luster terminal
5000- 6 6 T	6-point 4 V input, 6-point transistor output	luster terminal
5000-3 00	3 -point 4 V input	luster terminal
5000-003 T	3 -point transistor output	luster terminal
5000-6400	64-point 4 V input	luster terminal
5000-0064 T	64-point transistor output	luster terminal
5000- 600 -T	6-point 4 V input	lug-pull screw terminal
5000-00 6 -T	6-point relay output	lug-pull screw terminal
5000-00 6 T -T	6-point transistor output	lug-pull screw terminal
5000-3 00 -	3 -point input	uroblock
5000-003 T -	3 -point output	uroblock
5000- 6 6 T -	6-point 4 V input, 6-point transistor output (with 4 channels high-speed counter)	uroblock
5000- 600 -	6-point input	uroblock
5000-00 6 T -	6-point output	uroblock
5000-00 6 -	6-point relay output	uroblock
5000-00 4 -	4-point high-side transistor output	uroblock
Special unction odule		
5000-8	8-axis 00 Z pulse output module (main module can con gure up to 4, 5000 only)	luster terminal
5000-4 /8	4/8-channel analog quantity input module	lug-pull screw terminal
5000-4	4-channel analog quantity output module	lug-pull screw terminal
5000-4 T	4-channel thermal resistance temperature module	lug-pull screw terminal
5000-4T /8T	4/8-channel thermocouple temperature module	lug-pull screw terminal
5000- WT*	-channel weighing module	lug-pull screw terminal
5000-4 -	4-channel analog quantity output module	uroblock
5000-6 -	6-channel analog quantity input module	uroblock
5000-8T -	8-channel thermocouple temperature module	uroblock
emote odule		
5000S- T	ther T expansion rack	ther T slave station
5000S-	ther et/ expansion rack	ther et/ slave station
5000S-	ro et expansion rack	ro et slave station
ccessory		
05- 00	m terminal line	Tieline
05- 50	.5m terminal line	Tieline
0-40	40 terminal	Wiring terminal



E-gear and other control function, to achieve high-speed operation and efficient communication, flexible configuration and



Product feature



-
-
- μ
- Communication port: 1*EtherCAT+2*EtherNet,



- significantly improved based on ARM+FPGA
- Support 8-channel 200K high-speed pulse output and single-phase pulse count, or 4-channel 100K AB-phase, CW/CCW, pulse+direction
-

Basic module (Power)

Model	Description	Dimensions(mm) LxWxH
U300-0808 T 6	8-point 4V input, 8-point transistor output (6 bus axis)	05×90×85
U300-0808 T 8	8-point 4V input, 8-point transistor output (8 bus axis)	
U300- 0 T 6	-point 4V input, 0-point transistor output (6 bus axis)	
U300- 0 T 8	-point 4V input, 0-point transistor output (8 bus axis)	
U300- 0 6	-point 4V input, 0-point relay output	
U300- 0 8	-point 4V input, 0-point relay output	
U300- 4 4 T 6	4-point 4V input, 4-point transistor output (6 bus axis)	80×90×85
U300- 4 4 T 8	4-point 4V input, 4-point transistor output (6 bus axis)	

MU200 new generation of small PLC uses ARM+FPGA dual-core processor for the powerful processing function,



Product feature



-
-
-



- significantly improved based on ARM+FPGA
- Support up to 12-channel 200K high-speed pulse output
-



- Convenient hardware configuration
-
-
-
-

Basic module (power)

Model	Description	Dimensions(mm) xWx
U 00-4040 T	40-point 4V input, 40-point transistor output	46x90x85
U 00-4040	40-point 4V input, 40-point relay output	
U 00-3 3 T	3 -point 4V input, 3 -point transistor output	60x90x85
U 00-3 3	3 -point 4V input, 3 -point relay output	
U 00- 4 4 T	4-point 4V input, 4-point transistor output	80x90x85
U 00- 4 4	4-point 4V input, 4-point relay output	
U 00- 6 6 T	6-point 4V input, 6-point transistor output	45x90x85
U 00- 6 6	6-point 4V input, 6-point relay output	

Expansion module applicable to the basic modules of U300/ U 00 series

Model	Description	Dimensions(mm) xWx
U 00-00 6	6-point relay output	60x90x85
U 00-00 6 T	6-point transistor output	
U 00- 600	6-point input	
U 00-0808	8-point 4V input, 8-point relay output	
U 00-0808 T	8-point 4V input, 8-point transistor output	

Special function module applicable to the basic modules of U300/ U 00 series

Model	Description	Dimensions(mm) xWx
U 00-4	4-channel analog quantity input	60x90x85
U 00-8	8-channel analog quantity input	
U 00-4	4-channel analog quantity output	
U 00-8T	8-channel thermocouple	
U 00-4 T	4-channel thermal resistance	

Expansion card applicable to the basic modules of U300/ U 00 series

Model	Description	Dimensions(mm) xWx
U -4X	4-point input	38x46.4x .5
U -4Y	4-point output	
U -4XY	-point input and -point output	
U -	-channel analog quantity input	
U -	-channel analog quantity output	
U -	-channel analog quantity input and -channel analog quantity output	
U - S 3	S 3 communication	
U - S485	S485 communication	
U -	communication	

asic module



ASIC Module

-
-
-
-

-
-
-
-
-
-
-

※MC280-specific function



Product feature

Program capacity

- Program capacity: 12K

- Resolution: 12-bit

Input protection

- Input filter protection and power loss protection

- Input impedance: 10kΩ

Output protection

- Output impedance: 10kΩ

Output type

- Relay output

- Transistor output

Output current

- Relay output: 250mA

- Transistor output: 100mA

- Transistor output: 100mA

Basic module (Power)

Model	Specification	Dimensions(mm) xWx
00-0	0-point 4V input, 1-point relay output	58x90x8
00-0 T	0-point 4V input, 1-point transistor output	
00-3 3	3-point 4V input, 3-point relay output	8x90x8
00-3 3 T	3-point 4V input, 3-point transistor output	
00-4040	40-point 4V input, 40-point relay output	75x90x8
00-4040 T	40-point 4V input, 40-point transistor output	

Expansion module applicable to the basic modules of 80/00/00 series

Model	Specification	Dimensions(mm) xWx
00-0800	8-point 4V input	58x90x8
00-600	6-point 4V input	
00-0008	8-point relay output	
00-0008 T	8-point transistor output	
00-0808	8-point 4V input, 8-point relay output	
00-0808 T	8-point 4V input, 8-point transistor output	
00-006	6-point relay output	58x90x8
00-006 T	6-point transistor output	
00-66	0-point 4V input, 1-point relay output	
00-66 T	6-point 4V input, 6-point transistor output(active)	
00-66	6-point 4V input, 6-point relay output(active)	
00-66 T	6-point 4V input, 6-point transistor output(active)	


Special function module applicable to the basic modules of 80/00/00 series

Model	Specification	Dimensions(mm) xWx
00-0004	1-point, 4-point analog quantity input	58x90x8
00-0004	1-point, 4-point analog quantity output	
00-8	8-point analog quantity input	
00-4	1-point analog quantity input, 1-point analog quantity output	
00-5	4-point analog quantity input, 1-point analog quantity output	
00-T 00-4T	1-point, 4-point thermocouple	
00-8T	8-point thermocouple	
00-T 00-4 T	1-point, 4-point thermal resistance	
00-0	1-channel high-speed count module: single-phase 00 ; bi-directional phase 00 ; 1-channel pulse following output 0	

Communication module applicable to the basic modules of 80/00/00 series

Model	Specification	Dimensions(mm) xWx
00-0	open master communication module	58x90x8
00-0	communication module	
00-S485	S485 communication module	
00-W	ethernet communication module	





[Redacted]

-
-

[Redacted]

-

[Redacted]

-
-

[Redacted]

-


T



modules flexibly and integrating internal intelligent PID algorithm; it has the advantages of cascade, high precision,

Product feature

- High precision:
- High performance:
- Strong function:
- Simple installation:
- Complete module:



Item	Description	
Power supply	24VDC -15% ~ 20%	
Signal input	Input type	Thermocouple K J E N T R B For all channel
		Thermal resistance Pt100 JPt100 Cu100 Ni120 For all channel
	Precision	Thermocouple 0.15% Full scale + cold compensation
		Thermal resistance 0.3% Full scale
Sampling cycle	25ms/channel 100ms/8channels 100ms/4 channels	
Control output	Output form	Transistor output (SSR drive output), relay output, current output, voltage output
	Control action	Manual, ON / OFF, single PID, heating & cooling PID, position proportional PID
Alarm output	Alarm form	14 alarms, such as upper and lower limit alarm, deviation alarm and so on.
	Output form	Transistor and relay output (output state can be directly controlled by writing registers)
	Output channel	8 channels
Digital input	Input form	Transistor input
	Input channel	4 channels
Control cycle	0.1s - 10s or 1s - 100s	
Acquisition channel	4 channels and 8 channels	
Isolation	Exist between power and communication, power and channel, communication and channel, channel and channel	
Communication port	RS485/Modbus-TCP/EtherNet/EtherCAT/Profinet	
Generals	Ambient temperature	Working: -20 ~ 60 °C, storage: -40 ~ 70 °C
	Ambient humidity	Working: 10 ~ 90% RH (no condensation), keeping: 5 ~ 95% RH (no condensation)
	Altitude	Below 2000m
	Protection level	IP20
C & S	Conform to IEC/EN 61326-1 For use in industrial locations CE	

Model

Model	Acquisition channel	Temperature control output	Alarm output	Input type
Communication module				
MQT-2TT-ME	2-CH	Modbus TCP/IP/Ethernet	Transistor(4-CH)	TC
MQT-2RT-ME	2-CH	Modbus TCP/IP/Ethernet	Transistor(4-CH)	RTD
MQT-2TT-ET	2-CH	EtherCAT	Transistor(4-CH)	TC
MQT-2RT-ET	2-CH	EtherCAT	Transistor(4-CH)	RTD
MQT-2TT-RS	2-CH	Modbus RS485	Transistor(4-CH)	TC
MQT-2RT-RS	2-CH	Modbus RS485	Transistor(4-CH)	RTD
MQT-2TT-PN	2-CH	Profinet	Transistor(4-CH)	TC
MQT-2RT-PN	2-CH	Profinet	Transistor(4-CH)	RTD
Temperature control module				
MQT-4TT	4-CH	Modbus RS485	Transistor(4-CH)	TC
MQT-4TA	4-CH	Modbus RS485	Analog(4-CH)	TC
MQT-4TR	4-CH	Modbus RS485	Relay(4-CH)	TC
MQT-4RT	4-CH	Modbus RS485	Transistor(4-CH)	RTD
MQT-4RA	4-CH	Modbus RS485	Analog(4-CH)	RTD
MQT-4RR	4-CH	Modbus RS485	Relay(4-CH)	RTD
Expansion module				
MQT-8DI	8-CH	8-channel digital input	-	Digital (8-CH)
MQT-8DO	8-CH	8-channel digital output	Digital (8-CH)	-
MQT-8CT	8-CH	8-channel current detection	-	Transformer current
MQT-8DM	8-CH	4-channel digital input, 4-channel digital output	Digital (4-CH)	Digital (4-CH)
MQT-8AI	8-CH	8-channel analog current input	-	Analog (8-CH)
MQT-8AV	8-CH	8-channel analog voltage input	-	Analog (8-CH)
MQT-8AO	8-CH	8-channel analog output	Analog (8-CH)	-

MTC/MTCW/MTCV series products are multi-channel and high-precision temperature controllers, which are suitable for various occasions of temperature control. Its main feature is compatible with TC and RTD, high measure accuracy; high integration (one module supports up to 12 channels of temperature control and 16 channels of measurement), space saving, easy data exchange, remote monitoring, and high cost performance.

Product feature

- Dedicated software:** Provide special software - MtcCompanion
- Dual-PID function:** Heating&cooling dual-PID control function, 14 alarms like upper and lower limits, deviation, etc
- High precision:** Intelligent self-tuning and multi-stage temperature setting functions to achieve high-precision temperature control
- Multi-way control:** Integrated multi-channel temperature control to centralize data management
- Easy exchange:** Data exchange easily between thermostat and PLC, thermostat and HMI, thermostat and computer through Ethernet and serial port



Item	Description	
Power supply	24VDC -15% ~ 20%	
Signal input	Input type	Thermocouple K J E N T R B For all channel Thermal resistance Pt100 JPt100 Cu100 Ni120 For all channel
	Precision	Thermocouple 0.2% Full scale + cold compensation Thermal resistance 0.3% Full scale)
	Sampling cycle	25ms/channel 100ms/8 channels 100ms/4 channels
	Output form	Transistor output (SSR drive output), relay output, current output, voltage output
Control output	Control action	Manual, ON / OFF, single PID, heating & cooling PID, position proportional PID
	Alarm form	14 alarms, such as upper and lower limit alarm, deviation alarm and so on.
Alarm output	Output form	Transistor and relay output (output state can be directly controlled by writing registers)
	Output channel	8 channels
IO input	Input form	Transistor input
	Input channel	4 channels
Control cycle	0.1s - 10s or 1s - 100s	
Acquisition channel	4 channels and 8 channels	
Isolation	Exist between power and communication, power and channel, communication and channel, (MTCV)channel and channel	
Communication port	MTC/MTCV: One isolated RS485 serial port; support MODBUS slave and MCBUS slave protocol MTCW: One isolated + one non-isolated RS485 serial port, one Ethernet port; support MODBUS slave protocol	
Generals	Ambient temperature	Working: -20 ~ 60 °C, storage: -40 ~ 70 °C
	Ambient humidity	Working: 10 ~ 90 % RH (no condensation), keeping: 5 ~ 95 % RH (no condensation)
	Altitude	Below 2000m
	Protection level	IP20
C & S	Conform to IEC/EN 61326-1 For use in industrial locations UL61010-1 CE UL	

Product model

MTC series

Model	Acquisition channel	TeQ		
MTC-04-NT	4-CH	Transistor (4-CH)	Flag bit	TC, RTD
MTC-08-NT	8-CH	Transistor (8-CH)	Flag bit	TC, RTD
MTC-04-NTT	4-CH	Transistor (4-CH)	Transistor(8-CH), flag bit	TC, RTD
MTC-04-NTR	4-CH	Transistor (4-CH) Relay (8-CH)	Relay(8-CH), flag bit	TC, RTD
MTC-04-NVT	4-CH	Transistor (4-CH) Current(8-CH 0-20mA or 4-20mA) Voltage(8-CH 0-1V 0-5V 0-10V or 1-5V)	Transistor (4-CH)	TC, RTD

MTCW series (Ethernet 2*RS485)

MTCW-04-NTT	4-CH	Transistor (4-CH)	Transistor (4-CH), flag bit	TC, RTD
MTCW-04-NI	4-CH	Current (4-CH 0-20mA or 4-20mA)	Flag bit	TC, RTD
MTCW-04-NV	4-CH	Voltage (4-CH 0-1V 0-5V 0-10V or 1-5V)	Flag bit	TC, RTD
MTCW-08-NN	8-CH	-	Flag bit	TC, RTD
MTCW-08-NI	8-CH	Current (8-CH 0-20mA or 4-20mA)	Flag bit	TC, RTD
MTCW-08-NV	8-CH	Voltage(8-CH 0-1V 0-5V 0-10V or 1-5V)	Flag bit	TC, RTD
MTCW-08-NTT	8-CH	Transistor (8-CH)	Transistor (8-CH), flag bit	TC, RTD
MTCW-12-NT	12-CH	Transistor (12-CH)	Flag bit	TC, RTD
MTCW-16-NN	16-CH	-	Flag bit	TC, RTD
MTCW-08-CT	8-CH	Transistor (8-CH)	Flag bit	Current transformer (8-CH) TC, RTD
MTCW-08-NTD	8-CH	Transistor (8-CH heating, 8-CH cooling)	-	TC, RTD

MTCV series (Channel isolation RS485)

MTCV-16-NT	16-CH	Transistor (16-CH)	Flag bit	TC, RTD
MTCV-08-NT	8-CH	Transistor (8-CH)	Flag bit	TC, RTD

MTCE series product, as a multi-channel high-precision EtherCAT temperature controller, are adapted to various mainstream master stations. Its main feature is compatible with thermocouples and thermal resistors, high measurement accuracy, feature-rich, user-friendly. It has the characteristics of high integration, space saving, easy data exchange, remote monitoring, and high cost performance.

Product feature

Networking capacity EtherCAT

High precision Measure accuracy: full scale of $\pm 0.15\%$; control accuracy: $\pm 0.2^\circ\text{C}$

High performance 0.1s sampling cycle, and 1ms synchronization cycle; a single module can operate PID control and simple logic operation, and monitor analog value



Item	Description	
Power supply	24VDC -15% ~ 20%	
Signal input	Input type	Thermocouple K J E N T R B For all channel
		Thermal resistance Pt100 JPt100 Cu100 Ni120 For all channel
	Precision	Thermocouple 0.15% Full scale + cold compensation
		Thermal resistance 0.3% Full scale
Sampling cycle	25ms/channel 100ms/8channels 100ms/4 channels	
Control output	Output form	Transistor output (SSR drive output)
	Output channel	10 channels
	Control action	Manual, ON /OFF, single PID, heating & cooling PID, position proportional PID
Alarm output	Alarm form	14 alarms, such as upper and lower limit alarm, deviation alarm and so on.
	Output form	Transistor output (SSR drive output)
	Output channel	10 channels
Control cycle	0.1s - 10s or 1s - 100s	
Acquisition channel	10 channels	
Isolation	Exist between power and communication, power and channel, communication and channel, channel and channel	
Communication port	EtherCAT	
Generals	Ambient temperature	Working: -20 ~ 60°C, storage: -40 ~ 70°C
	Ambient humidity	Working: 10 ~ 90% RH (no condensation), keeping: 5 ~ 95% RH (no condensation)
	Altitude	Below 2000m
	Protection level	IP20
C & S	Conform to IEC/EN 61326-1 For use in industrial locations CE	

Product model

Model	Acquisition channel	Temperature control output	Alarm output	Input type
MTCE-10T-NT	10-CH	Transistor	Flag bit	TC
MTCE-10R-NT	10-CH	Transistor	Flag bit	RTD

MCAS series temperature controller takes the lead in realizing the self-tuning PID and calibration parameters of cascade control in the industry based on the advanced self-tuning and self-learning control algorithm, which greatly simplifies the debugging of complex cascade control.

Product feature

Cascade control A single module supports 4-channel cascade temperature control

High performance 0.1s sampling cycle

High precision Measure accuracy: full scale of $\pm 0.15\%$; cascade control accuracy: ± 0.5



Item	Description	
Power supply	24VDC -15% ~ 20%	
Signal input	Input type	Thermocouple K J E N T R B For all channel
		Thermal resistance Pt100 JPt100 Cu100 Ni120 For all channel
	Precision	TC 0.15% Full scale + cold compensation RTD 0.3% Full scale
Sampling cycle	25ms/channel 100ms/8channels 100ms/4 channels	
Control output	Output form	Transistor output (SSR drive output)
	Output channel	4/8 channels
	Control action	Manual, ON /OFF, single PID, heating & cooling PID, position proportional PID
Alarm output	Alarm form	14 alarms, such as upper and lower limit alarm, deviation alarm and so on.
	Output form	Transistor output (SSR drive output)
	Output channel	4/8 channels (Transistor)
Control cycle	0.1s - 10s or 1s - 100s	
Acquisition channel	6/8 channels	
Isolation	Exist between power and communication, power and channel, communication and channel, channel and channel	
Communication port	One isolated + one non-isolated RS485 serial port, one Ethernet port; support MODBUS slave protocol	
Generals	Ambient temperature	Working: -20 ~ 60°C, storage: -40 ~ 70°C
	Ambient humidity	Working: 10 ~ 90% RH (no condensation), keeping: 5 ~ 95% RH (no condensation)
	Altitude	Below 2000m
	Protection level	IP20
C & S	Conform to IEC/EN 61326-1 For use in industrial locations UL61010-1 CE UL	

Product model

Model	Acquisition channel	Temperature control output	Alarm output	Input type
MCAS-06-NI	6-CH	Current (6-CH 0-20mA or 4-20mA)	Flag bit	TC, RTD
MCAS-06-NV	6-CH	Voltage (6-CH 0-1V 0-5V 0-10V or 1-5V)	Flag bit	TC, RTD
MCAS-08-NI	8-CH	Current (6-CH 0-20mA or 4-20mA)	Flag bit	TC, RTD
MCAS-08-NV	8-CH	Voltage (8-CH 0-1V 0-5V 0-10V or 1-5V)	Flag bit	TC, RTD
MCAS-08-NTT	8-CH	Transistor (8-CH)	Transistor (8-CH), flag bit	TC, RTD



Picture					
Model/Series	Z800-TT 0S 30W	Z800-TT 5S 3	Z800-TT07S 3	Z800-TT 0S 3	Z800-TT
Display size	10.1" (6:9 T T screen)	5.6" (6:9 T T screen)	7" (6:9 T T screen)	10.1" (6:9 T T screen)	10.1" (6:9 T T screen)
Resolution	1024x600	960x580	800x480	1024x600	960x580
Display material			TT color touch (screen)		
Effective display size (T / /)	85/85/85/85'	85/85/85/85'	50/70/70/70'	85/85/85/85'	85/85/80/80'
Brightness	400	500	360	400	500
Display color	4-bit color	6-bit color		4-bit color	6-bit color
Touch screen		4-wire industrial resistance touch screen			lass+ lass projected multi-point capacitance touch screen
Processor	4-core Cortex-7	Cortex-8	600 Cortex-8		800 Cortex-8
Memory	8GB 3+4	56GB 5+3	8GB 8+3		56GB 5+3
Temperature			built-in real-time clock		
Ethernet	30: one 3: - 0 / 00 (daptive)	- 0 / 00 (daptive)	0 / 00 (daptive)		- 0 / 00 (daptive)
SD card			Supported		
USB port		one USB Slave .0; one USB Host .0			one USB Device .0; one USB Host .0
Serial interface	: S 3 / S485/ S4 ; S485/ S4 3: S 3	3: S 3 / S485/ S4 ; S48	/ : S 3 / S485/ S4 ; 3/ 4: S 3	: S 3 / S485/ S4 ; S485/ S4 3: S 3	/ : S 3 / S485/ S4 ; 3/ 4: S 3
Rated power	< 0W	< 8W	< 0W		< 0W
Rated voltage	4V ranging from 9V to 8V		4V ranging 8V to 8V		
Over-voltage protection			lightning surge protection		
Over-current time			<5ms		
Operation temperature	conform to 6 000-6- : 005	6 000-6-4: 007 standard;	conform to IEC 60068-2-27 lightning surge± V group pulse± V; electrostatic contact 4 V air discharge8 V		
Storage temperature	0-50	0-50	- 0-70	- 0-60	- 0-70
Ambient humidity	- 0-60	- 0-60	-30-80	- 0-70	- 0-60
Shake-resistance			0~90% (no condensation)		
Protection grade			0~ 5 z(X Y Z direction /30 min)		
			The front panel conforms to IP65 (with IP67 at cabinet installation)		